

## Industrial-grade WLAN controller JetWave IWC 5630 series



Gigabit



Heavy  
Industrial



Super Roaming

- Integrated AP L2/L3 auto discovery and auto provision for fast installation and deployment
- WPA2-personal/enterprise and IEEE 802.11i-compliant wireless security
- Layer2 MAC ACL and layer3 firewall for traffic filtering
- IEEE 802.1x/RADIUS supported and configurable built-in RADIUS server for plant wireless network
- 100ms server-based super roaming
- Up to 25 managed APs and 1000 concurrent users
- Up to 8 WLAN profiles supported
- AP firmware management/status monitoring
- TI AM3352 720MHz ARM Cortex-A8 (Fan-less) with 512MB DDR2 SDRAM
- IP30 grade sheet metal chassis
- -40-75°C operating temp
- DC 9-36V power input with polarity auto reverse protection
- EN50022 DIN-rail mount

### Overview

The JetWave IWC 5630 series is an industrial-grade WLAN controller supports up to 25 APs management. Standalone AP that must be managed individually and the costly, complex WLAN settings that brings a lot troubles in industrial environment can be relieved by the central management of JetWave IWC 5630 series.

JetWave IWC 5630 features Layer 2/Layer 3 AP auto discovery and auto provision for AP fast deployment and configuration. Uniformed AP configuration will be sent which makes AP on working state in a short time. All management of cellular/wireless network settings are centralized for all connected Aps. Up to 8 WLAN profiles is very flexible for versatile AP configurations. Besides, per-AP settings is also supported for optimized settings for dynamic wireless network environment. Instant AP monitoring also supported for real-time status of all APs to reduce network downtime.

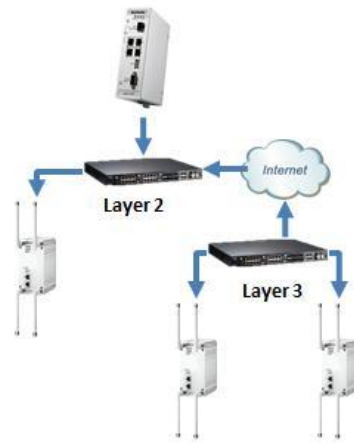
Station mobility is now a trend for wireless environment. JetWave IWC 5630 supports server-based super roaming to achieve up to 100ms roaming performance.

To reduce the deployment complexity, JetWave IWC 5630 also features gateway function for traffic filtering by layer2 MAC ACL and layer3 firewall. Moreover, JetWave IWC 5630 equips with a built-in RADIUS server for 802.1x framework integration. It is an optimal solution for minimal deployment of network devices.

JetWave IWC 5630 based on Korenix JetBox 5630 industrial network computer with fan-less, ruggedized industrial design and -40-75°C wide temperature. With complete certificate, JetWave IWC 5630 is definitely a reliable, robust WLAN controller for various industrial vertical markets.

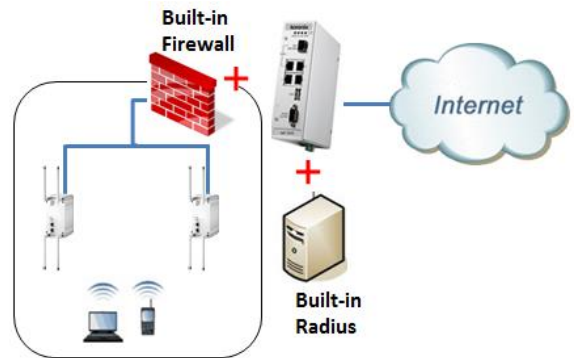
## Layer 2/Layer 3 Auto discovery, auto provision

JetWave APs automatically discover JetWave IWC 5630 through layer 2 or layer 3 network. Pre-configured AP settings will be provisioned to APs. Configuration changes of APs on JetWave IWC 5630 will also apply to all APs immediately.



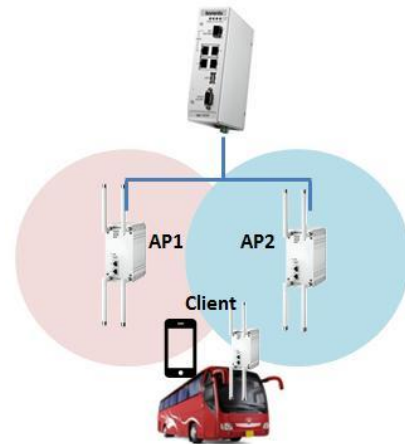
## Minimal deployment: Secure gateway & Built-in RADIUS

To reduce the deployment complexity, JetWave IWC 5630 also features gateway function for traffic filtering by layer2 MAC ACL and layer3 firewall. Moreover, JetWave IWC 5630 equips with a built-in RADIUS server for 802.1x integration. It is an optimal solution for small to medium size wireless network deployment.




## Wireless mobility: Server-based super roaming

For mobility applications such as moving bus and railway, JetWave IWC 5630 supports sever-based super roaming for clients moving across all managed APs. With up to 100 ms roaming performance, most of the applications provides continued services through seamless connectivity.



## Appearance



# Hardware Specification

| System                |   |
|-----------------------|---|
| Processor             | TI AM3352 1GHz ARM Cortex-A8 (Fan-less)   |
| System memory         | 512MB DDR2 SDRAM  |
| System flash          | 256MB, up to 100MB free space for customized program storage  |
| Ethernet Ports        | 4 x 10/100/1000 Base-T(X) RJ-45   |
| Fiber Port            | 1 x 100/1000 Mbps SFP fiber/RJ-45 combo   |
| Memory storage        | 1 x SD card slot  |
| Serial port           | 1 x RS232/422/485 (DB9 connector), default RS232, RS485 support 4-wire only   |
| USB                   | 1 x USB 2.0 (Host)<br>Supporting devices: USB flash   |
| Console port          | 3-pin header (RS232 interface)  |
| Diagnostic LEDs       | Power Status, System: On (Green on)<br>2 x Status for Customization (Green or Amber)<br>Fiber Status: 1000Mbps (Green on) / 100Mbps (Amber on)<br>Ethernet Port: Link (Green on) / Activity (Green blinking)<br>Ethernet Speed: 1000Mbps (Amber on) / 10 or 100Mbps (Amber off) |
| Power on/off          | 1 x Power on/off switch   |
| Reset                 | 1 x Reset button, reboot: 3 seconds/reset default: 7 seconds  |
| HW Watchdog timer     | Embedded hardware watchdog timer to auto reset system when system failure   |
| Power Supply          | DC 9-36V power input with polarity auto reverse protection  |
| Power Consumption     | 10W   |
| Mechanical            |   |
| Case                  | IP30 grade sheet metal chassis  |
| Color                 | Silver  |
| Mounting              | EN50022 DIN-rail mount  |
| Dimension (H x W x D) | 160 x 47 x 118 mm (without DIN-rail clip)   |
| Net weight            | 0.9kg   |
| Environment           |   |
| Operating Temperature | -40 - 75°C (-40 - 167°F)  |
| Operating Humidity    | 0 - 95%   |
| Storage Temp          | -40 - 80°C (-40 - 176°F)  |
| Storage Humidity      | 0 - 95%   |
| Serial Interface      |   |
| Serial service modes  | Reserved for future use   |
| WAN Interface         |   |
| Ethernet              | 10/100/1000 Base-TX RJ-45 connector, auto MDI/MDI-X<br>100/1000 fiber SFP socket combo x1, combo with 10/100/1000Base-T   |
| LAN Interface         |   |
| Ethernet              | 10/100/1000 Base-TX RJ-45 connector x3, auto MDI/MDI-X  |

## Feature Specification

| Management                        |   |
|-----------------------------------|---|
| AP management                     | Layer2/3 AP auto discovery and auto provision, AP firmware distribution   |
| Configuration                     | WebGUI  |
| Radius                            | Built-in RADIUS server with user database management  |
| Roaming                           | Up to 100ms server-based super roaming  |
| Configuration                     | Backup/ restore configurations  |
| Capacity                          |   |
| Managed APs                       | Up to 25 APs  |
| WLANs                             | Up to 8 WLAN profiles, 8 WLANs (BSSID) in each profile  |
| Concurrent user                   | Up to 1,000 concurrent users network access   |
| Security                          |   |
| Standards                         | WPA, WPA2-personal and enterprise (802.1X/RADIUS), 802.11i  |
| Encryption                        | WEP, TKIP, AES  |
| Network access                    | Firewall, MAC ACL   |
| NAT/DMZ                           | Yes   |
| Network monitor                   |   |
| Controller                        | AP/Controller status, AP/station list, Traffic statistics   |
| Approvals                         |   |
| EMI                               | CISPR 16-1-2/ 16-2-1/ 16-2-3 / 22, FCC Part 15 Subpart B Class A, ANSI C63.4<br>Heavy Industrial IEC/EN61000-6-4                              |
| EMS                               | Heavy Industrial IEC/EN 61000-6-2, IEC 61000-4-2, IEC 61000-4-3, IEC 61000-4-4,<br>IEC 61000-4-5, IEC 61000-4-6, IEC 61000-4-8, IEC 61000-4-9 |
| Shock                             | IEC60068-2-27   |
| Bump                              | IEC60068-2-29   |
| Vibration                         | IEC60068-2-64   |
| Free Fall                         | IEC60068-2-32   |
| Railway EMC                       | EN 50121-1/-4 (Compliance)  |
| Warranty                          | 5 years   |
| Ordering Information              |   |
| JetWave IWC 5630                  | Industrial-grade WLAN controller  |
| Managed AP Models                 |   |
| JetWave 3220/3220-M12             | Industrial Dual 802.11n 2.4G/5G 2T2R MIMO Wireless AP   |
| JetWave 3320/3320-M12             | Industrial UMTS/HSPA+ plus 802.11n 2T2R MIMO Wireless IP Gateway  |
| JetWave 3420-LTE-E/3420-M12-LTE-E | Industrial LTE plus 802.11n 2.4G/5G WIFI IP Gateway, 2xGE, LTE<br>800(20)/900(8)/1800(3)/2600(7)  |
| JetWave 3420-LTE-U/3420-M12-LTE-U | Industrial LTE plus 802.11n 2.4G/5G WIFI IP Gateway, 2xGE, LTE<br>700(17)/850(5)/AWS(4)/1900(2)   |
| JetWave 4020                      | JetWave 4020 Industrial Dual Band Dual Radio 802.11ac Wireless AP, Embedded Antenna,<br>24V input   |
| JetWave 4020E                     | JetWave 4020E Industrial Dual Band Dual Radio 802.11ac Wireless AP, External N-Type Ant.,<br>24V input  |