

## Korenix JetNet PoE Switch- JetNet 3706 SOFTWARE RELEASE Notes

### Before Upgrade

Before you use the Switch firmware, please ensure that you know the product number and use the correct firmware version. By reading the file, you can know the new feature and changes, the fixed bugs and the restrictions. You can find the latest firmware in the Korenix web site, <http://www.korenix.com> or get the help from Korenix Customer Support, [Korecare@korenix.com](mailto:Korecare@korenix.com).

### About This Software Version

The version number and the release date.

Firmware Version	Boot Loader Version	Release Date	Note
V 1.0	V1.6.4.1	Oct. 2, 2007	Official release
V 2.0	V1.6.4.2	Nov. 28, 2007	Official release
V 2.1	V1.6.4.3	Apr, 16, 2008	Official release

**CAUTION:** You can only update the correct firmware to the JetNet switches. Ensure the product model number before you start updating. If the version of Boot Loader is not match with JetNet3706 then upgrade firmware first then Boot Loader, ensure the power state is stable during the upgrade.

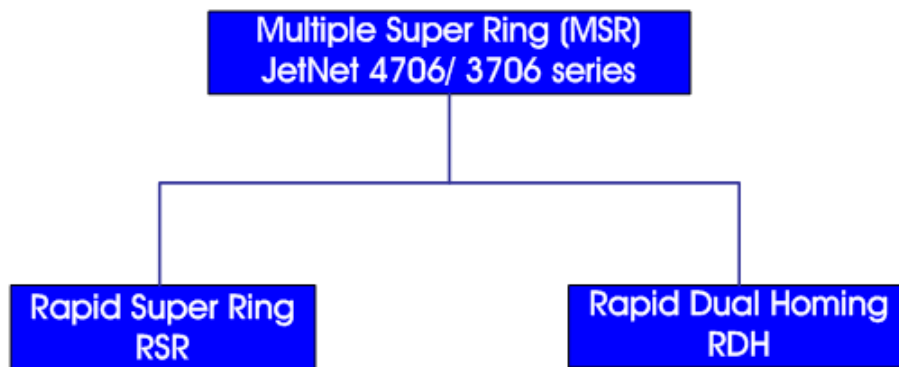
**Upgrade Notice:** the firmware and boot loader upgrade should follow below sequences.

1. Use the JetView as the upgrade platform.
2. Upgrade firmware first then device will auto reboot after firmware upgrade finished.
3. Discovery JetNet again after JetNet ready and execute Boot Loader upgrade progress. JetNet device will auto reboot after upgrade finished.
4. Execute discovery again and double check the firmware and boot loader version to make sure all progress is successful.

## New Changes and Improvement:

The following changes apply to the version v 2.1:

- Support Multiple Super Ring function (M.S.R.) which includes enhanced Rapid Super Ring (R.S.R.) and Rapid Dual Homing (R.D.H.) functions. The following diagram show the support features.



1. Backward compatible with Super Ring
2. Failover time < 5ms (copper port)
3. Restore time = 0ms
4. Change R.M. when ring recovery.

1. No extra control link.
2. Multiple backup path.
3. Multiple Node to Node backup path
4. Enhance Recovery Time 50~100ms
5. Maximum 4 uplink.

- Provides new Web user interface for redundant ring.
- Provides boot loader information in JetView (Version 1.3 above)
- Supports PoE self diagnostic function in JetView windows utility (supported in JetView version 1.3 above).
- Supports system configuration file recovery function in JetView utility (supported in JetView version 1.3 above)

### The following changes apply to the version v 2.0:

- Enhance super-ring to super-ring-plus.
- New RSR Web UI.
- Show boot loader version in CLI mode and JetView (only applied in V1.2 or above).
- Add forced powering mode.

### The following changes apply to the version v 1.0:

- Support Web Management, QoS, Rapid Super Ring, RSTP, Power over Ethernet management, Port configuration, Port statistics.
- Change the reaction time of power mode to 20ms.
- Add Daylight Saving function.
- Support JetView V1.1

## Fixes for Known Faults

The following fixes apply to version v 2.1

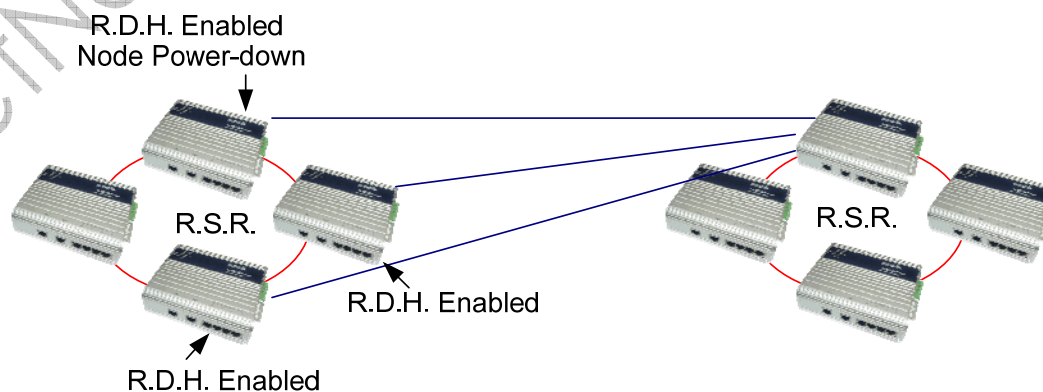
- Remove IGMP Snooping configuration interface from Web, due the function is not supported.
- Fix unicast mac table can't be modify from Web interface.
- Fix RSTP share link issue when 2 port link to one Ethernet hub.
- Fix link partner line detection (LPLD) function issue, when the cycle time of detection is not equal to tenfold will cause target IP address changes to empty.
- Fix PoE power budget limiting issue when set to '15.06', the value will become '15.6'.
- Correct misspellings issue of help information in Web interface.

The following fixes apply to version V2.0

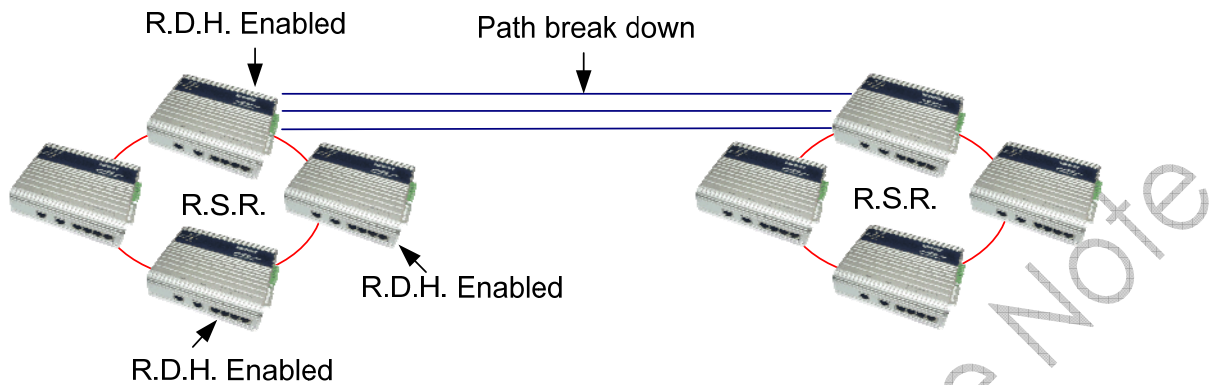
- CLI mode display old IP address when new IP applied by JetView utility.
- Remove Dual Homing selection, since the Dual Homing does not support.
- Fix when DUT connects a link to itself, it will forward on both link port.
- Fix when setting different "max-age", "hello-time", and "forward-delay" in the same time from default value under WEB UI, it can't work properly.
- Fix if changing the PoE power limit to '15.06', the value will become '15.6'

## Known Restrictions or Limitation

- Boot loader v1.6.4.3 should use firmware 2.1 or above.
- The system can't downgrade to V1.0 after upgrade to version 2.1.
- In the ring topology, the recovery time of node power-up is around 30 seconds.
- In the RSTP interoperability testing case- JetNet 3706 connects 3 paths to Cisco 2950. It will cause uplink port state change to forwarding mode and start looping when Root Switch changes from JetNet 3706 to Cisco 2950.
- As following topology, the node ( R.D.H. enabled) power-down recovery time may take over 1 sec.



- As following topology, when plugged-out the link path will cause the packet duplicated between 2 rings.



- The MAC address table may not flash immediately, when changes port link status. For example, plugged out port 1 device and link to port 3, the MAC table of port 1 will not flash immediately if the device does not send ARP request. The MAC table will be updated in 300 sec. This result the recovery time may take over 1 Sec.